



Assurance Report Winter 2022

430 72nd Street, Edson, Alberta, T7E 1N3

Phone 780-723-3850 Fax 780-723-7566

E-mail: office@ykcschool.com Website: ykcschool.com

Principal: Lisa Golding

Table of Contents

Accountability Statement for the Education Plan	4
Whistleblower Protection:.....	4
Profile of the School Authority	5
Mission Statement:	5
Vision Statement:	5
Statement of Faith:	5
Values and Characteristics	7
Domain: Local &Societal Content	8
Rationale:	8
Education Plan Outcome	8
YKCS Measures and Results	8
Community Demographics	9
Family Faith Demographics*	9
Domain: Student Growth and Achievement.....	10
Rationale:	10
Education Plan Outcome	10
YKCS Measures and Results	10
Provincial Achievement Tests	12
Diploma Exams.....	12
High School Completion Results	12
Citizenship.....	13
Student Learning Engagement.....	13
Domain: Teaching & Leading	14
Rationale:	14
Education Plan Outcome	14
Domain: Learning Supports	15
Rationale:	15
Welcoming, Caring, Respectful, and Safe Learning Environment.....	15
Access to Support & Services.....	15
Domain: Governance	16
Rationale:	16
Parental Involvement.....	16

Financial Report 17

Appendix #1- AERR Original Data 18

 High School Completion Rates..... 18

Accountability Statement for the Education Plan

The Assurance Report for Yellowhead Koinonia Christian School commencing September 5, 2022, was prepared under the direction of the Board/Board of Directors in accordance with the responsibilities under the Private Schools Regulation and the Education Grants Regulation. This plan was developed in the context of the provincial government’s business and fiscal plans. The Board has used its performance results to develop the plan and is committed to implementing the strategies contained within the plan to improve student learning and results.

The Board approved the Assurance Report for 2022-23 on January 30, 2023.

Respectfully submitted,

Original Signed

Shane Vanderkooi

YKCS Board Chair

Original Signed

Lisa Golding

Principal

The policy was adopted March 26, 2014. There were no disclosures reported to the chief officer of Yellowhead Koinonia Christian School.

Profile of the School Authority

Yellowhead Koinonia Christian School (Y.K.C.S.) is located at 430-72 Street, Edson, Alberta. We are an accredited, independent, interdenominational school which is parent owned and parent operated with parental involvement in all aspects of school operation. Each year members in good standing with the Society elect parents to our local school board.

The school has existed for over 30 years but in June of 1997 became a part of Koinonia Christian Schools and is currently a premier member of this organization. YKCS is also a member of the Association of Independent Schools and Colleges of Alberta (AISCA) and the Association of Christian Schools International (ACSI).

The building, completed in 2003, includes a gymnasium, chapel, and commercial kitchen. The school building contains 8 classrooms, administration offices, chapel, and a resource room. In 2021-2022 we have 6.0 FTE Teachers, 3 FTE special needs assistants, 1 home school coordinator, 1.0 FTE administrator. There are 1. FTE programming assistants. We operate with a 1.0 FTE Receptionist/Bookkeeper.

We offer a full and part time ECS programming. The student/teacher ratio being low enables much individual attention, and provides a stimulating, interactive environment where students can experience success.

Y.K.C.S offers Christian based education and is committed to spiritual and academic excellence in all things for the glory of God.

Mission Statement:

Yellowhead Koinonia Christian School is a Christ-centered discipleship school that exists to assist Christian families in developing the spiritual lives and academic potential of its students.

Vision Statement:

YKCS has a vision to glorify our Lord Jesus Christ by preparing students through a quality education characterized by academic excellence and a foundation of truth as revealed in God's Word. As a distinctly Christian, independent school, YKCS is committed to an example of integrity and service in our community and in developing graduates who understand, embrace and live out a thoroughly Christian worldview.

Statement of Faith:

1. We believe that the Bible, containing the 66 books of the Old and New Testaments, is the only inspired, inerrant, infallible Word of God and is the final authority on the Christian faith and life. (II Timothy 3:16; II Peter 1:21).
2. We believe there is only one God, who exists eternally in three equal persons — Father, Son, and Holy Spirit — and who created out of nothing the heavens and the earth and all that is in them by the power of His spoken word (Genesis 1:1; Genesis 1:26; Psalm 33:6; Matthew 28:19; John 1:1-3; Mark 1:9-11; Hebrews 11:3).
3. We believe that Jesus Christ is both true God and true man (Exodus 3:13-15 and John 8:58-59; John 1:1-18; John 10:30-33; Galatians 4:4-5; Philippians 2:5-8; Hebrews 2:14-18). We believe in His virgin birth (Isaiah 7:14; Matthew 1:18-23; Luke 1:26-35); His sinless life (Hebrews 4:15; Hebrews 7:26); His miracles (John 2:11); His substitutionary death (Romans 4:25; Romans 5:8;

- Galatians 3:13-14; Hebrews 2:9); His physical resurrection (Luke 24:39-43; I Corinthians 15:1-22); His ascension to the right hand of the Father (Mark 16:19; Luke 24:50-53); and His personal, visible, and bodily return in power and glory to judge the living and the dead (Acts 1:11; Revelation 20:11-15; Revelation 22:12).
4. We believe that men and women were created by God in His own image (Genesis 1:27; Genesis 9:6); that marriage was instituted by God whereby a man and a woman are joined together in lifelong commitment to faithful companionship, and that Biblical marriage is the only legitimate and acceptable context for sexual intimacy (Genesis 2:20-24; Matthew 19:4-6; Romans 7:2; I Thessalonians 4:1-8; Hebrews 13:4). We believe that all men and women are born spiritually separated from God because of sin (Genesis 3:23-24; Romans 3:10-12; I John 1:8-10), and are incapable of being reconciled to God apart from the work of Jesus Christ (Romans 5:6-8; Acts 4:12; Ephesians 2:1-5).
 5. We believe in the absolute necessity of rebirth by the Holy Spirit for salvation (John 3:1-3; I Peter 1:23). We believe that man is justified (declared righteous) by God on the single ground of the righteousness of Jesus Christ (namely, His sacrificial and atoning death on the cross to pay the penalty for sin, and His perfect obedience) freely given to all who believe in Him. We believe that this saving work and perfect righteousness of Jesus Christ can only be received by faith alone (Isaiah 53:1-12; Jeremiah 23:6; Matthew 20:28; John 3:16-19; John 5:24; Romans 3:21-26; Romans 4:1-3; Romans 5:8-19; Romans 10:1-10; I Corinthians 1:30; II Corinthians 5:21; Galatians 2:21; Ephesians 2:8-9; Philippians 3:7-9; I John 4:10).
 6. We believe in the physical resurrection of both the saved and the lost. Those who are saved will rise to eternal life, and those that are lost to eternal punishment (Matthew 16:27; John 5:28-29; Matthew 25:46; I Corinthians 15:12-17).
 7. We believe that the Church is the body of born-again believers in fellowship with Christ and with fellow believers (I Corinthians 12:12-13; Ephesians 2:19-21; Hebrews 10:25).
 8. We believe in the presence and power of the Holy Spirit, who indwells believers enabling them to live a Godly life (Romans 8:13-14; I Corinthians 3:16; I Corinthians 6:19-20; Ephesians 2:10; Ephesians 5:15-21). 9)
 9. We believe that mankind was created in the image of God, after His likeness and therefore has transcendent, intrinsic worth (Genesis 1:27). The murderous destruction of any human life from conception to natural death is unjustifiable and wrong in the sight of God.
 10. We believe that God wonderfully and immutably creates each person as male or female. These two distinct, complementary genders together reflect the image and nature of God (Genesis 1:26-27). Rejection of one's biological sex is a rejection of the image of God within that person.
 11. We believe that men and women were created by God in His own image (Genesis 1:27; Genesis 9:6), that marriage was instituted by God whereby a biological man and a biological woman are joined together in lifelong commitment to faithful companionship, and that Biblical marriage is the only legitimate and acceptable context for sexual intimacy (Genesis 2:20-24; Matthew 19:4-6; Romans 7:2; I Thessalonians 4:1-8; Hebrews 13:4).
 12. God has established three institutions within human society—the family, the state, and the church—with the Triune God reigning supreme over all. Each institution, under God, has a sphere of authority with jurisdictional limits that must be respected. The state, at all levels, exists to

preserve order in society, to ensure justice for citizens and residents, and to protect families and churches, providing them with the freedom and safety necessary to fulfill their God-given responsibilities (Pro. 8:15-16; Dan. 2:21; John 19:11; Rom. 13:1-7; I Pet. 2:13-16; Tit. 3:1). The church is duty bound to promote the well-being of state and society through its moral and spiritual guidance, its worship and supplication of almighty God (II Chron. 7:14; I Tim. 2:1-6), and its charitable institutions and works (Mat. 5:13-16; Eph. 2:10; I Tim. 6:18; Tit. 2:14, 3:8, Heb. 10:24; I Pet. 2:12).

13. God has established three institutions within human society—the family, the state, and the church—with the Triune God reigning supreme over all. Each institution, under God, has a sphere of authority with jurisdictional limits that must be respected. The state, at all levels, exists to preserve order in society, to ensure justice for citizens and residents, and to protect families and churches, providing them with the freedom and safety necessary to fulfill their God-given responsibilities (Pro. 8:15-16; Dan. 2:21; John 19:11; Rom. 13:1-7; I Pet. 2:13-16; Tit. 3:1). The church is duty bound to promote the well-being of state and society through its moral and spiritual guidance, its worship and supplication of almighty God (II Chron. 7:14; I Tim. 2:1-6), and its charitable institutions and works (Mat. 5:13-16; Eph. 2:10; I Tim. 6:18; Tit. 2:14, 3:8, Heb. 10:24; I Pet. 2:12).

Values and Characteristics

Koinonia

Koinonia is the Greek word often translated as community or fellowship. God made people to live together, and we are committed to being a community that lives and learns together according to the grace and joy we have received in Christ as the children of God. As people learning in koinonia our lives are turned outward such that each person, being wonderfully different, having a unique, God-given place in their community and world. We affirm the glory of each person according to their distinct likeness to Christ and as such each student is encouraged to grow ever more intellectually, emotionally, socially and spiritually to embody the glory of love of God to each other and society around us. Beyond this we find fellowship with our local community of churches who support us and other schools who share our fundamental mission across Alberta.

Evangelical

Our faith is centered on God who loves and in love revealed Himself to people in many different ways throughout history. As an evangelical community we believe that tradition, reason and experience are essential to understanding God and life. More than each of these those, the Bible is the primary way that God currently is revealing Himself and His will to humanity and is the rule of faith as the Spirit leads us in understanding it.

Redemptive

God created all things good and glorious according to His creative wisdom. Though marred by sin, Christ, our perfect teacher and example, shows us that humanity, culture and creation are to be redeemed. This is the mission of God's people as they are led by the love of Christ and the power of the Spirit. Joining God in His mission to redeem His world requires that we come to know what it means to live humbly and seek justice as we manifest God's love for His whole creation.

Domain: Local & Societal Content

Rationale:

As an independent Christian school parents only enroll their children – at personal cost to themselves – if they believe that the school provides what their children need and, therefore, need to remain conscientiously accountable to them when setting priorities for the school culture and academics. We also are dependent on churches to communicate our existence to new members of the community, so it is essential that the school is trusted by churches as an institution that is faithful to the values of the Christian community at large. Finally, our students enter the community through service projects, work experience and RAP, so having a strong relationship with community partners affords our students more opportunities in their education and afterward.

Education Plan Outcome	
School stakeholders, particularly parents and students, but also alumni and local church pastors, are engaged to give input on priorities for the school.	
Comment	
We are blessed with many stakeholders who regularly participate in YKCS. In the 2021-2022 school year our stakeholders(students, staff, parents, board, alumni) participated in the Flourishing Christian Schools Instrument to provide another source of feedback. When our AERR results appeared with very little data from parents, the administration created a survey with the same questions using Survey Monkey and sent it out to the same audience. The participation was excellent. 30 stakeholders responded. We are very thankful for the participation of our stakeholders. Many volunteer in a variety of capacities. Without them we wouldn't have our wonderful program.	

YKCS Measures and Results

Flourishing Schools – Partnership

Families feel they are a part of the school's mission, and that their child's spiritual development requires their partnering with and being involved at the school.	
YKCS 2021-2022	80%
Flourishing Schools Benchmark	80%

Community Demographics

	2018 – 2019	2019 - 2020	2020 - 2021	2021 - 2022
In-School Students K-12	70	81	74	71
Homeschool Students	17	9	13	16
Preschool Students	6	10.5	6	7
Self-Identifying FNMI Students	9	9	9	6
Visible Minority Students	10	9	9	13
Financial Assistance Students	4	6	4	2
Severe Disability	5	6	3	4
PUF	0	1	0	1
Mild / Moderate / Gifted	No Data	No Data	10	6
ESL / ELL Students	No Data	8	7	9

Family Faith Demographics*

	2020 - 2021	2021 - 2022
Carrot Creek (non-denominational)	1	2
Alliance	4	3
Baptist	11	13
C.R.C.	1	1
Family of Faith	5	2
Mennonite	3	3
Pentecostal	6	5
Undeclared	8	1
United	1	2
Other Nondenominational	-	4
Catholic	-	1

*At least one primary care giver from each family is required to sign that their faith is aligned with the school's statement of faith.

Domain: Student Growth and Achievement

Rationale:

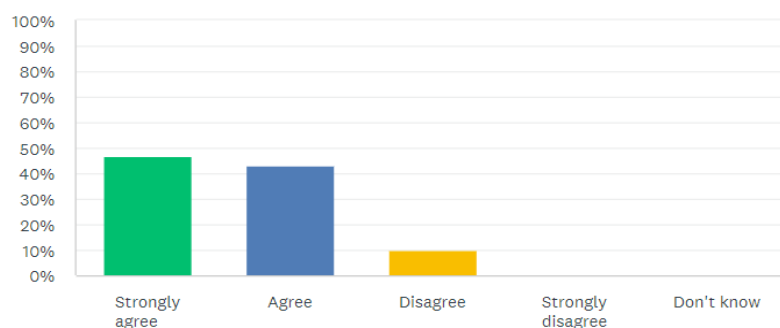
Based on standardized test results, our parent surveys and discussion among staff it is clear that there is need for systematic emphasis on Math and ELA.

Education Plan Outcome
Students demonstrate competencies and capacities according to the Alberta POS with an emphasis on numeracy and literacy.
Comment
<p>The PAT Results are based on 6 Grade 6 students Language Arts and Math PATs as our Grade 9 class was only 3 and you need 6 participants for numbers to appear. The Diploma's are the same as due to small class sizes the Biology 30 Diploma is the only one to have marks that appear in the report. We have started benchmarking students in Language Arts and Math and have shown parents their child's results.</p> <p>As we had less than 6 parents fill our the AERR Government Survey the school administered the same questions using Survey Monkey to the same parents the mailed survey was sent to. Below are three of the results that we are tracking as evidence to our education plan. We are glad to see that many parents believe that students are learning what they need to know especially in the areas of Literacy and Numeracy.</p>

YKCS Measures and Results

Your child is learning what they need to know.

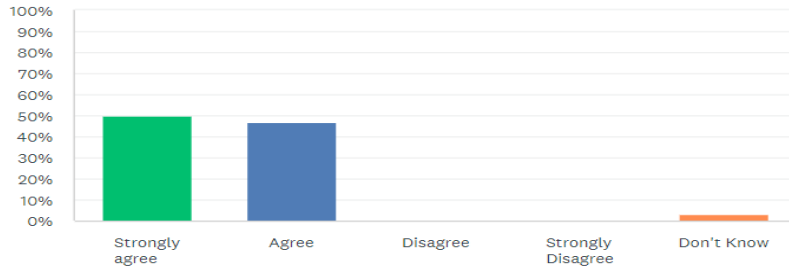
- Answered: 30
- Skipped: 0



ANSWER CHOICES	RESPONSES
Strongly agree	46.67% 14
Agree	43.33% 13
Disagree	10.00% 3
Strongly disagree	0.00% 0
Don't know	0.00% 0
TOTAL	30

The literacy skills your child is learning at school are useful.

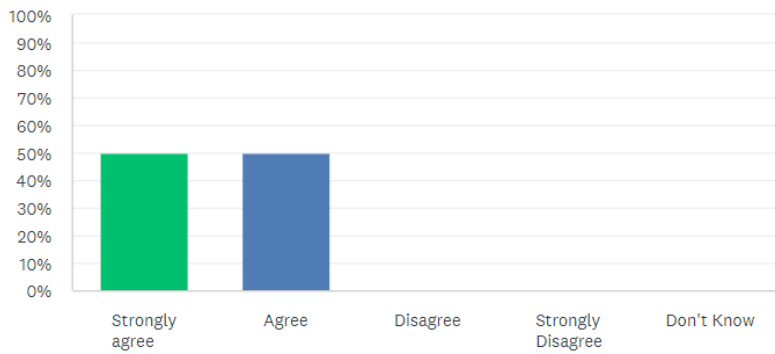
- Answered: 30
- Skipped: 0



ANSWER CHOICES	RESPONSES
Strongly agree	50.00% 15
Agree	46.67% 14
Disagree	0.00% 0
Strongly Disagree	0.00% 0
Don't Know	3.33% 1
TOTAL	30

The numeracy skills your child is learning at school are useful.

- Answered: 30
- Skipped: 0



ANSWER CHOICES	RESPONSES
Strongly agree	50.00% 15
Agree	50.00% 15
Disagree	0.00% 0
Strongly Disagree	0.00% 0
Don't Know	0.00% 0
TOTAL	30

Provincial Achievement Tests

Overall PAT Results By Number Enrolled					
	2018	2019	2020	2021	2022
Overall Acceptable Standard					
YKCS	47.2%	62%	N/A	N/A	52.8%
Province	73.6%	73.8%	N/A	N/A	67.3%
Overall Standard of Excellence					
YKCS	5.6%	12%	N/A	N/A	11.1%
Province	19.9%	20.6%	N/A	N/A	18%

Diploma Exams

Overall Diploma Results By Number Writing					
	2018	2019	2020	2021	2022
Overall Acceptable Standard					
YKCS	*	*	N/A	N/A	68.8%
Province	83.7%	83.6%	N/A	N/A	75.2%
Overall Standard of Excellence					
YKCS	*	*	N/A	N/A	6.3%
Province	19.9%	20.6%	N/A	N/A	18.2%

High School Completion Results

The data presented by the government is not entirely a fair representation of YKCS in that a number of students, upon graduation, have gone on to post-secondary institutions that are not recognized for this data (eg. Peace River Bible College). As such, when this is considered, our transition rate to post-secondary is close to, if not exceeding Alberta averages. Our data, however, does not account for completion of post-secondary programs.¹

	2013-2014	2014-2015	2015-2016	2016-2017	2017-2018	2018-2019	2019-2020	2020-2021 ²	2021-2022	Totals & Percentages
Grade 12 In-Class Students	5	4	2	4	1	1	5	N/A	7	29
Completed Diploma	5	2	2	4	1	1	4	N/A	7	26/29 90%
Completed Certificate of Completion	N/A	N/A	N/A	N/A	N/A	N/A	1	N/A	N/A	1/29 3.5%

Did not Complete High School	N/A	2	N/A	N/A	N/A	N/A	N/A	N/A	N/A	2/29 6.9%
Went on to Recognized Post-secondary	1	2	No Data	1	1	1	1	N/A	2	9/29 31%
Went on to Unrecognized Post-secondary	4	0	1	0	N/A	N/A	3	N/A	1	9/29 31%

Notes:

¹ For the government results please see Appendix 1.

² In the 2020-2021 school year we did not have any grade 12 students.

Citizenship

Percentage of teachers, parents and students who are satisfied that students model the characteristics of active citizenship.					
Achievement		Improvement		Overall	
Very High		Declined significantly		Acceptable	
Overall	2018	2019	2020	2021	2022
YKCS	94.7%	99.1%	97.6%	97%	87.4%
Province	83%	82.9%	83.3%	83.2%	81.4%

Percentage of teachers, parents and students who are satisfied that students model the characteristics of active citizenship.					
	2018	2019	2020	2021	2022
YKCS Overall	94.7%	99.1%	97.6%	97%	87.4%
Parent	94.9%	100%	100%	100%	*
Student	89.1%	97.4%	95.1%	90.9%	74.8%
Teacher	100%	100%	*	100%	100%

Student Learning Engagement

The percentage of teachers, parents and students who agree that students are engaged in their learning at school.					
Achievement		Improvement		Overall	
N/A		N/A		N/A	
Overall	2018	2019	2020	2021	2022
YKCS	N/A	N/A	N/A	92.9%	83.3%
Province	N/A	N/A	N/A	85.6%	85.1%

The percentage of teachers, parents and students who agree that students are engaged in their learning at school.					
	2018	2019	2020	2021	2022
YKCS Overall	N/A	N/A	N/A	92.9%	83.3%
Parent	N/A	N/A	N/A	100%	*
Student	N/A	N/A	N/A	78.6%	66.6%
Teacher	N/A	N/A	N/A	100%	100%

Domain: Teaching & Leading

Rationale:

To support the school’s strategic priorities, it is essential that we provide opportunities for staff to interact with other professionals, sharing strategies, resources, and gain new perspectives on teaching that will grow their capacity to meet the various needs of students.

Education Plan Outcome
Staff will continuously improve their professional practice according to the TQS and local priorities, responding with skill and competence to the unique learning needs of all students.
Comment
YKCS Staff are very committed to Professional Development and improvement of their practice. During the 2021-2022 school year 4 Teachers committed to a University Course on Biblical Integration and worked together as a cohort. In Spring of 2022 all elementary staff took part in multiple sessions on the new curriculum. Each year different professional development opportunities are presented to staff to assist in this growth.

Percentage of teachers, parents and students satisfied with the overall quality of basic education.						
	Achievement		Improvement		Overall	
	Very High		Declined		Good	
	2018	2019	2020	2021	2022	
Overall	97.7%	95.7%	98.2%	96.3%	92.0%	
YKCS	97.7%	95.7%	98.2%	96.3%	92.0%	
Province	90%	90.2%	90.3%	89.6%	89%	

Percentage of teachers, parents and students satisfied with the overall quality of basic education.					
	2018	2019	2020	2021	2022
YKCS Overall	97.7%	95.7%	98.2%	96.3%	92.0%
Parent	97.9%	93.3%	100%	99.2%	*
Student	95.1%	96.7%	96.4%	89.6%	84%
Teacher	100%	97.1	*	100%	100%

Domain: Learning Supports

Rationale:

According to our Christian identity, YKCS should be a place where staff, students and families work together in the context of their real unity in Christ to make the school a community of learning characterized by peace, joy, patience, kindness, self-control, and generosity. Furthermore, when people do not feel safe they are not effective workers or learners.

Welcoming, Caring, Respectful, and Safe Learning Environment

The percentage of teachers, parents and students who agree that their learning environments are welcoming, caring, respectful and safe.						
Achievement		Improvement			Overall	
N/A		N/A			N/A	
Overall	2018	2019	2020	2021	2022	
YKCS	N/A	N/A	N/A	98%	90.8%	
Province	N/A	N/A	N/A	87.8%	86.1%	

The percentage of teachers, parents and students who agree that their learning environments are welcoming, caring, respectful and safe.					
	2018	2019	2020	2021	2022
YKCS Overall	N/A	N/A	N/A	98%	90.8%
Parent	N/A	N/A	N/A	100%	*
Student	N/A	N/A	N/A	94%	81.7%
Teacher	N/A	N/A	N/A	100%	100%

Notes:

1. Data values have been suppressed where the number of respondents/students is fewer than 6. Suppression is marked with an asterisk (*).
2. The AEA survey was introduced as a pilot in 2020/21, when participation was also impacted by the COVID-19 pandemic. Caution should be used when interpreting trends over time.

Access to Support & Services

The percentage of teachers, parents and students who agree that students have access to the appropriate supports and services at school.						
Achievement		Improvement			Overall	
N/A		N/A			N/A	
Overall	2018	2019	2020	2021	2022	
YKCS	N/A	N/A	N/A	96.3%	86.2%	
Province	N/A	N/A	N/A	82.6%	86.1%	

The percentage of teachers, parents and students who agree that students have access to the appropriate supports and services at school.					
	2018	2019	2020	2021	2022
YKCS Overall	N/A	N/A	N/A	96.3%	86.2%
Parent	N/A	N/A	N/A	100%	*
Student	N/A	N/A	N/A	89%	72.4%
Teacher	N/A	N/A	N/A	100%	100%

Notes:

1. Data values have been suppressed where the number of respondents/students is fewer than 6. Suppression is marked with an asterisk (*).
2. The AEA survey was introduced as a pilot in 2020/21, when participation was also impacted by the COVID-19 pandemic. Caution should be used when interpreting trends over time.

Domain: Governance

Rationale:

It is clear biblically that God-gives fundamental responsibility to parents for the education of their children and yet the whole community of faith that surrounds each child bears responsibility as well. As such, inviting parents especially and community members additionally is essential to fulfilling our mission and meeting the needs of our faith community.

Parental Involvement

Percentage of teachers and parents satisfied with parental involvement in decisions about their child's education.					
Achievement		Improvement		Overall	
Very High		Maintained		Excellent	
Overall	2018	2019	2020	2021	2022
YKCS	100%	97.3%	100%	93.8%	96.7%
Province	90%	90.2%	90.3%	89.6%	89%

Percentage of teachers and parents satisfied with parental involvement in decisions about their child's education.					
	2018	2019	2020	2021	2022
YKCS Overall	100%	97.3%	100%	93.8%	96.7%
Parent	100%	94.6%	100%	87.6%	*
Teacher	100%	100%	*	100%	96.7%

Financial Report

STATEMENT OF OPERATIONS for the Year Ended August 31 (in dollars)

	AFS 2022	Budget 2022
REVENUES		
Total Alberta Education Revenues	\$560,631	\$524,898
Federal Government and/or First Nations	\$35,729	\$0
Instructional fees/Tuition fees	\$87,997	\$156,780
Non-instructional fees (O&M, Transportation, Admin, etc.)	\$3,664	\$4,000
Other sales and services	\$18,328	\$0
Interest on investments	\$571	\$0
Gifts and donations	\$155,676	\$163,765
Gross school generated funds	\$79,109	\$41,601
Amortization of capital allocations	\$8,430	\$0
Other	\$6,489	\$92,386
Total Revenues	\$956,624	\$983,430
EXPENSES		
Certificated salaries and Non-certificated salaries and wages (excluding home education)	\$588,243	\$587,241
Certificated and Non-certificated benefits (excluding home education)	\$96,454	\$26,661
Services, contracts and supplies other than Consulting fees/Management fees, and leases (excluding home education)	\$206,151	\$216,840
Severe Disabilities / DSEPS (excluding home education)	\$48,363	\$0
Home Education:		
Certificated salaries	\$1,882	\$4,675
Certificated benefits	\$0	\$280
Payments to parents who provided home education programs to students	\$0	\$9,350
Services and supplies	\$12,223	\$4,396
Gross school generated funds	\$79,109	\$41,601
Capital and debt services		
Total amortization of capital assets	103179	92386
Other interest charges	\$3,355	\$0
Other	\$1,849	\$0
Total Expenses	\$1,140,809	\$983,430
SURPLUS (DEFICIT) OF REVENUES OVER EXPENSES	(\$184,185)	\$0

Appendix #1- AERR Original Data

High School Completion Rates - **Measure History**

	Yellowhead Koinonia											Alberta											
	2017		2018		2019		2020		2021		Measure Evaluation			2017		2018		2019		2020		2021	
	N	%	N	%	N	%	N	%	N	%	Achievement	Improvement	Overall	N	%	N	%	N	%	N	%	N	%
3 Year Completion	5	*	4	*	3	*	4	*	n/a	n/a	n/a	n/a	n/a	44,982	78.7	44,978	79.7	45,354	80.3	46,245	83.4	47,675	83.2
4 Year Completion	2	*	5	*	4	*	3	*	4	*	*	*	*	44,841	83.0	44,994	83.3	44,980	84.0	45,351	85.0	46,242	87.1
5 Year Completion	7	74.3	2	*	5	*	4	*	3	*	*	*	*	43,736	83.8	44,842	85.2	44,988	85.3	44,972	86.2	45,344	87.1

Notes:

1. Data values have been suppressed where the number of respondents/students is fewer than 6. Suppression is marked with an asterisk (*).
2. Participation in the 2019/20 and 2020/21 Diploma Exams was impacted by the COVID-19 pandemic. In the absence of Diploma Exams, achievement level of diploma courses were determined solely by school-awarded marks. Caution should be used when interpreting high school completion rate results over time.